

Insaver LED II 150

Insaver LED II 150 Low Output NW DALI

3098105



Product features

- Circular LED downlight with up to 114lm/W efficacy and 2,400 luminaire lumen output. Innovative easy installation system allows for a rapid, single point installation. For 150mm cut outs. IP44 or UGR<19 compliant with additional accessories. 3 hour emergency and surface mounted versions available. Plus3 version includes Wieland GST connector.



PRODUCT OVERVIEW

| | |
|-----------------------------|---------------------------------------|
| Product name | Insaver LED II 150 Low Output NW DALI |
| Technology | LED |
| Housing | AGC (advanced graphite composite) |
| Mount | Ceiling recessed mounting |
| Environment | Internal |
| General application | Office |
| ETIM Class | EC001744 |
| E-number FI | 4271289 |
| E-number SE | 7464706 |
| Warranty | 5 years |
| Fixture luminous flux (lm) | 1940 |
| Luminaire efficacy (lm/W) | 114 |
| LOR (%) | 100 |
| Colour temperature (K) | 4000 |
| CRI (Ra) | 80 |
| Colour Consistency (SDCM) | 3 |
| Beam Angle (°) | 76 |
| Glare control | < 19 |
| Photobiological Risk Group | RG1 |
| Total power consumption (W) | 17 |
| Electrical protection | Class II |
| Control gear type | Electronic ballast |
| Minimum dimming level (%) | 99 |
| Housing colour | White |
| IP rating | IP23 |
| Product EAN number | 8711971981053 |

DATA TABLE

General data

| | |
|--------------|---------------------------------------|
| Product name | Insaver LED II 150 Low Output NW DALI |
| Technology | LED |
| Housing | AGC (advanced graphite composite) |
| Mount | Ceiling recessed mounting |

Insaver LED II 150

Insaver LED II 150 Low Output NW DALI

3098105

| | |
|---|------------|
| Environment | Internal |
| General application | Office |
| Operating temperature range (°C) | 0°C - 25°C |
| Performance ambient temperature Tq (°C) | 25 |
| ETIM Class | EC001744 |
| E-number FI | 4271289 |
| E-number SE | 7464706 |
| Warranty | 5 years |

Optical data

| | |
|----------------------------|-------------------|
| Fixture luminous flux (lm) | 1940 |
| Luminaire efficacy (lm/W) | 114 |
| LOR (%) | 100 |
| Colour temperature (K) | 4000 |
| CRI (Ra) | 80 |
| Colour Consistency (SDCM) | 3 |
| Adjustable chromaticity | N |
| Beam Angle (°) | 76 |
| Distribution type | Symmetric, Direct |
| Glare control | < 19 |
| Photobiological Risk Group | RG1 |

Electrical data

| | |
|-----------------------------------|--------------------|
| Total power consumption (W) | 17 |
| Mains voltage (V) | 220-240V~ |
| Electrical protection | Class II |
| Control gear type | Electronic ballast |
| Transformer required | Yes |
| Minimum dimming level (%) | 99 |
| Drive current (mA) | 700 |
| Inrush Current (A) | 20 |
| Inrush Duration (µs) | 140 |
| Glow Wire Test (°C) | 850 |
| Max. Luminaires per 10A C Breaker | 40 |
| Max. Luminaires per 13A C Breaker | 56 |
| Max. Luminaires per 16A C Breaker | 64 |
| Max. Luminaires per 20A C Breaker | 80 |
| Max. Luminaires per 10A B Breaker | 21 |
| Max. Luminaires per 13A B Breaker | 28 |
| Max. Luminaires per 16A B Breaker | 35 |
| Max. Luminaires per 20A B Breaker | 44 |

Lifetime data

| | |
|------------------|-------|
| Lifespan L70 B50 | 50000 |
|------------------|-------|

Physical data

| | |
|----------------|-------|
| Housing colour | White |
| IP rating | IP23 |

Insaver LED II 150

Insaver LED II 150 Low Output NW DALI
3098105

| | |
|-----------------------------|------------|
| Reflector finish | High-gloss |
| Nominal Product Length (mm) | 169 |
| Nominal Product Width (mm) | 169 |
| Nominal Product Height (mm) | 87 |
| Weight (kg) | 0.678 |

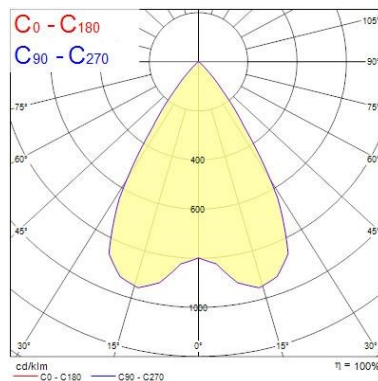
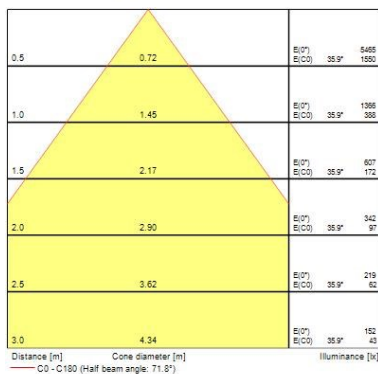
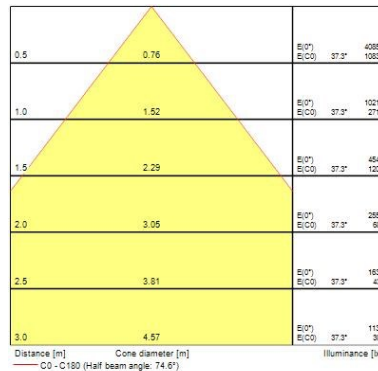
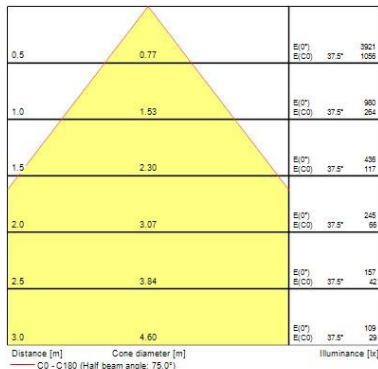
Packaging

| | |
|---------------------------------------|----------------|
| Single packaging type | Carton |
| Product EAN number | 8711971981053 |
| Packaging single length / height (cm) | 25.4 |
| Packaging single width (cm) | 22.8 |
| Packaging single depth (cm) | 11.7 |
| DUN14 (outer) | 08711971981053 |
| Units per outer package | 1 |
| Packaging outer length / height (cm) | 25.4 |
| Packaging outer width (cm) | 22.8 |
| Packaging outer depth (cm) | 11.7 |

Safety data

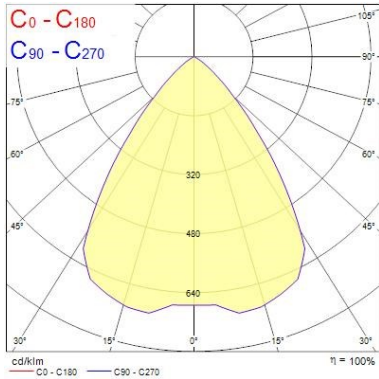
| | |
|----------------------------------|------|
| Optimal operating condition (°C) | 0-25 |
|----------------------------------|------|

PHOTOMETRY



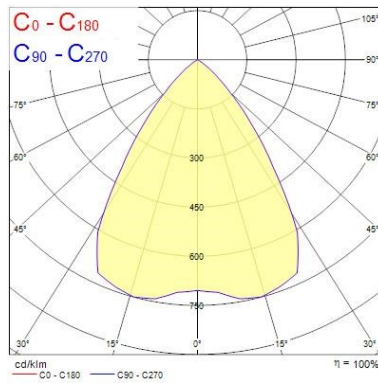
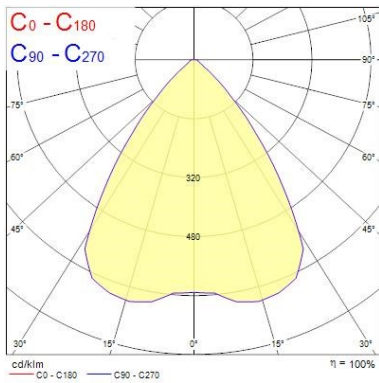
Insaver LED II 150

Insaver LED II 150 Low Output NW DALI
3098105



| | | | | |
|-----|------|----------------|-------|--------------|
| 0.5 | 0.64 | E(0°) E(C0) | 32.8° | 5575 1996 |
| 1.0 | 1.28 | E(0°) E(C0) | 32.8° | 1394 499 |
| 1.5 | 1.92 | E(0°) E(C0) | 32.8° | 619 222 |
| 2.0 | 2.56 | E(0°) E(C0) | 32.8° | 348 125 |
| 2.5 | 3.20 | E(0°) E(C0) | 32.8° | 223 80 |
| 3.0 | 3.84 | E(0°) E(C0) | 32.8° | 155 56 |

Distance [m] Cone diameter [m] Illuminance [lx]
C0 - C180 (Half beam angle: 65.2°)



TECHNICAL DRAWINGS

