


## 29608 XLED A60 4,5W-NW-M

LED light source

5905339296085



Kanlux XLED combines the best features of traditional bulbs and modern LED light sources. A matt bulb in the shape of a traditional bulb and LED diodes placed in such a way so that light can part in all directions, and the angle of light comes to even 320 degrees!

### GENERAL DATA:

**Colour:** white

**Lamp designed for decorative lighting:** Not applicable

**Compatible with a dimmer:** no

**Height [mm]:** 105

**Diameter [mm]:** 60

**Mercury content:** no

### TECHNICAL DATA:

**Rated voltage [V]:** 220-240 AC

**Rated frequency [Hz]:** 50/60

**Lamp-power factor:** 0.5

**Rated power [W]:** 4.5

**Lampshade material:** glass

**Light source:** A60

**Diode type:** LED FILAMENT

**Total rated luminous flux [lm]:** 470

**Colour temperature:** white

**Colour temperature [K]:** 4000

**Colour uniformity [SDCM]:** ≤6

**Colour-rendering index Ra:** ≥80

**Cap:** E27

**Rated lamp-service life [h]:** 15000

**Number of on/off cycles:** ≥15000

**Rated beam angle [°]:** 320

**Rated light level [°]:** 320

**Light source EEL:** A++

**Lamp rated current [mA]:** 37

**Annual power consumption [kWh/1000h]:** 5

**Luminous efficiency of the lamp [lm/W]:** 104

**Ignition time [s]:** ≤0,5

**Lamp-heating time to 60% of the full luminous flux [s]:**  
Negligible


**Lamp-heating time to 95% [s]:** <2

**Lamp premature-failure indicator:** <5% po 1000h

**Lamp service life factor after the period of 6000h [%]:**  
≥90

**Luminous flux retention factor at the end of rated service life [%]:** ≥70

LED light source



**Luminous flux retention factor after the period of 6000h**  
[%]:  $\geq 80$

**Declaration of equality in power rating [W]:** 40

**Light source shape:** standardowa

### LOGISTIC DATA:

**Unit of measurement:** unit

**Packaging method:** 10

**Number of units in the secondary packaging:** 10

**Number of units in the packaging:** 100

**Net unit weight [g]:** 30

**Grammage [g]:** 62

**Length of a unit pack [cm]:** 6.5

**Width of a unit pack [cm]:** 6.5

**Height of a unit pack [cm]:** 12

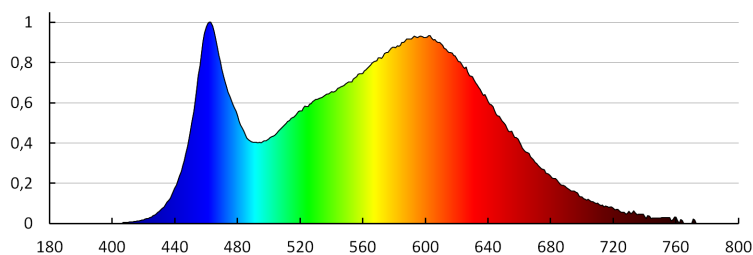
**Weight of a cardboard box [kg]:** 6.2

**Width of a cardboard box [cm]:** 35.5

**Height of a cardboard box [cm]:** 26.5

**Length of a cardboard box [cm]:** 69

**Volume of a cardboard box [m<sup>3</sup>]:** 0.064912



KANLUX S.A. (kat 29608) XLED A60 4.5W-NW-M / LDC (Polar)

Luminaire: KANLUX S.A. (kat 29608) XLED A60 4.5W-NW-M  
Lamps: 1 x XLED A60 4.5W-NW-M

